



Software Upgrade

This document describes how to upgrade NovoConnect’s software applications as well as device firmware.

1. Upgrading Software Applications

 <p>NovoPresenter (Android, iOS)</p> <ol style="list-style-type: none"> (1) Connect your iPad or Android tablet to the Internet (2) Open its App Store or Play Store (3) Locate NovoPresentner. <ul style="list-style-type: none"> • Either install its update • Or, uninstall and then install again 	 <p>Desktop Streamer (Windows, MAC)</p> <ol style="list-style-type: none"> (1) “Desktop Streamer” will check for software upgrade during launch. (2) For manual upgrade, you can obtain the latest software installation package at http://www.vivitekusa.com/novoconnect/
---	---

2. Upgrading Device Firmware

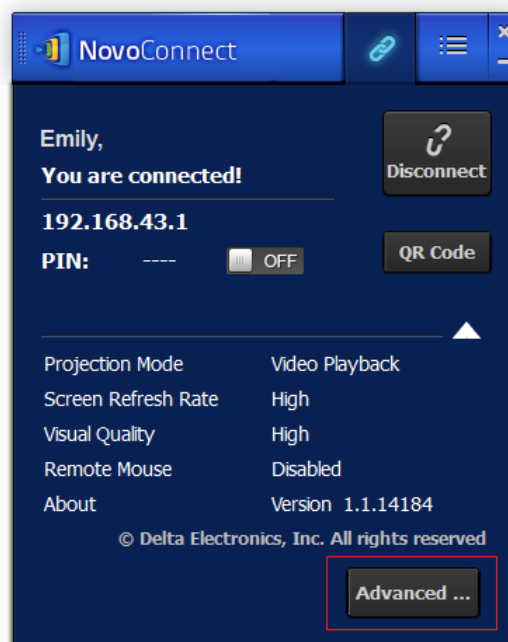
First of all, please make sure the NovoConnect device is connected to the Internet as it is going to contact our upgrade server for upgrade information.

Sections 2.1 and 2.2 describe two ways to start the firmware upgrade process. Section 2.3 explains the behavior of the device during this process.

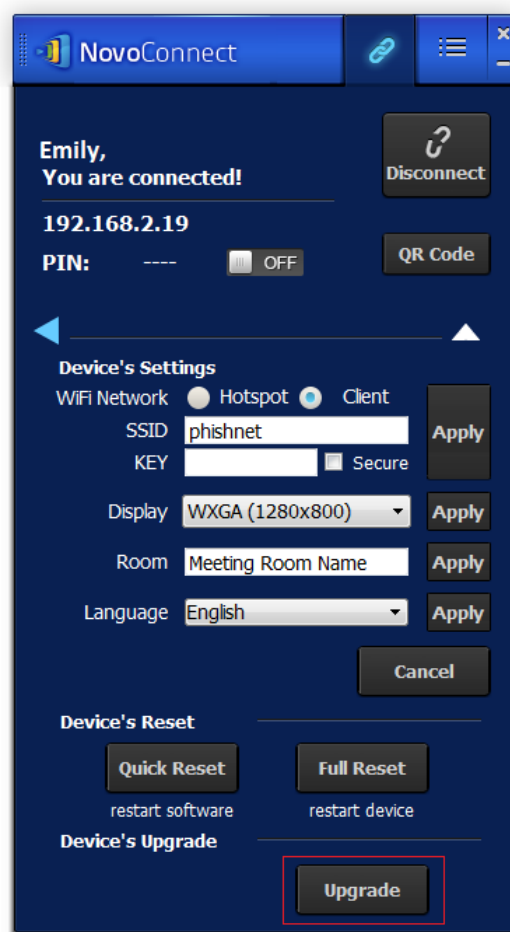
2.1 Upgrade via PC/Mac Client “Desktop Streamer”

Step 1. Launch “Desktop Streamer” to connect to the NovoConnect device

Step 2. Click button “Advanced...” (highlighted in the following figure) to access its advanced settings menu.



Step 3. Click the “Upgrade” button in section “Device’s Upgrade” (highlighted in the following figure).



2.2 On-Screen Upgrade

For firmware version 1.2 or above, an on-screen upgrade mechanism is available for users to start the upgrade process directly from the device.

Step 1. Connect a mouse to the NovoConnect device.

Step 2. After it boots up, use the mouse to click button “Settings”, shown below.

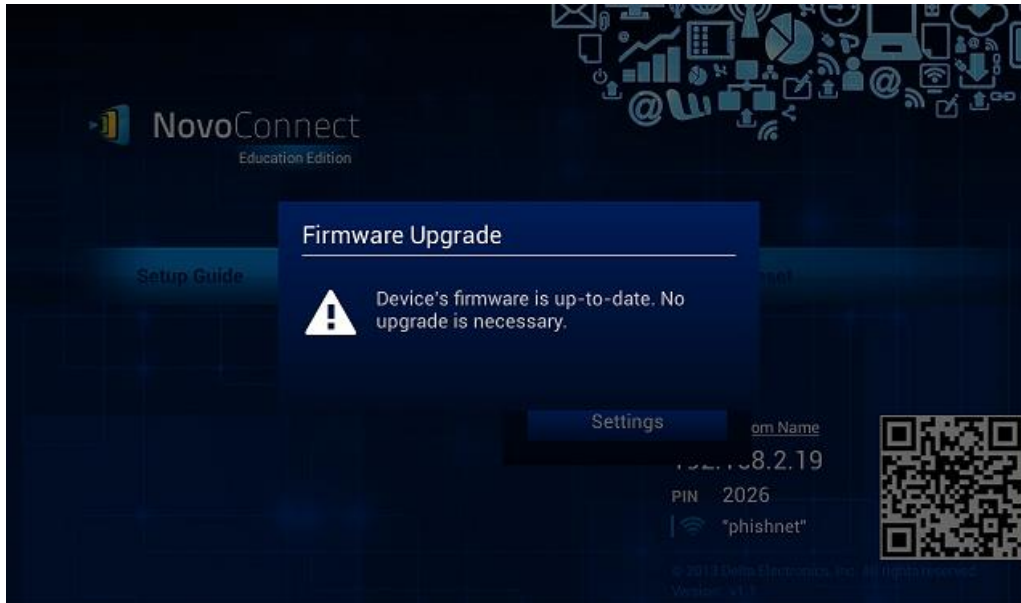


Step 3. Click button “Firmware Upgrade” to start the upgrade process.

2.3 Upgrade Process

After the upgrade process is started, the device will contact our server for upgrade information.

- (1) If no upgrade is found, you will be prompted with the following screen



- (2) If upgrade is available, the device will download the new firmware and install it afterwards. You will see the following upgrade progress.

At the end of the upgrade, the device will reboot automatically.

