

## Screen Annotation / Recording Software

### Product Introduction

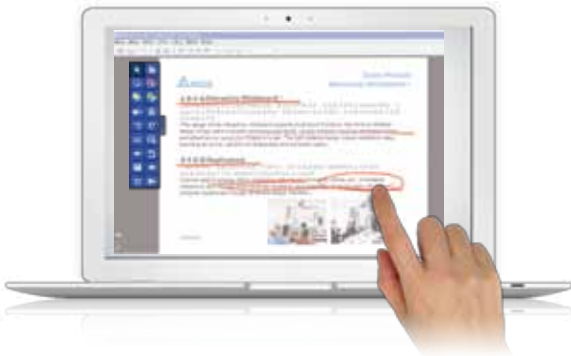
NovoScreenote is a simple yet powerful screen annotation and recording software.

- Write on the desktop screen over any running application such as MS Office, a PDF reader, a photo viewer, or even a video player.
- Save or email your annotations.
- Record the whole session as a video clip.

NovoScreenote makes it simple for users to communicate and share ideas during a live session.

### Typical Usages

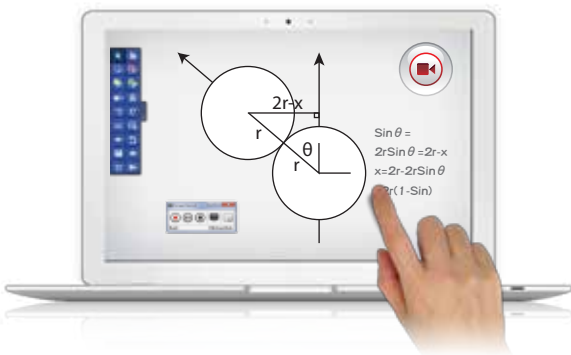
Annotate on desktop independent of applications and content running and being displayed.




Compare notes, highlight differences, zoom in and out, and utilize white board function.



Video capture desktop screen actions.









Save and e-mail annotations with a single click.





# NovoScreenote

## Key Features

|                                                                                     |                   |                                                                                                                                                                                   |
|-------------------------------------------------------------------------------------|-------------------|-----------------------------------------------------------------------------------------------------------------------------------------------------------------------------------|
|    | Blank Page        | One click to toggle between your desktop screen and a clean whiteboard.                                                                                                           |
|    | Markers           | Let you draw or highlight on any content being shown on the desktop, be it a webpage, a slideshow, or a running video.                                                            |
|    | Screen Record     | <ul style="list-style-type: none"><li>■ Record entire desktop activities (including your annotations) as a video clip.</li><li>■ Record your voice from the microphone.</li></ul> |
|    | Document Camera   | One click to toggle the document camera or webcam on and off.                                                                                                                     |
|   | Save Screen       | Save the screen image as a file (PDF, PNG, or JPEG).                                                                                                                              |
|  | E-mail Screenshot | E-mail the screen image as a file (PDF, PNG, or JPEG) for sharing.                                                                                                                |

## System Requirements

|     |                                                                  |
|-----|------------------------------------------------------------------|
| CPU | Intel®Core™, 2GHz or higher (i5 and above preferred)             |
| OS  | Windows XP, Vista, 7, 8 (32/64-bit)<br>Mac OS X (V10.7 or above) |
| RAM | 4GB                                                              |

### Taiwan

Delta Electronics Inc. Education Solutions and Service Department  
186, Ruey Kuang Road, Neihu, Taipei  
11491, Taiwan R.O.C.  
T +886-2-8797-2088 / F +886-2-8797-2120

[www.deltaww.com](http://www.deltaww.com)